

FRED Modules

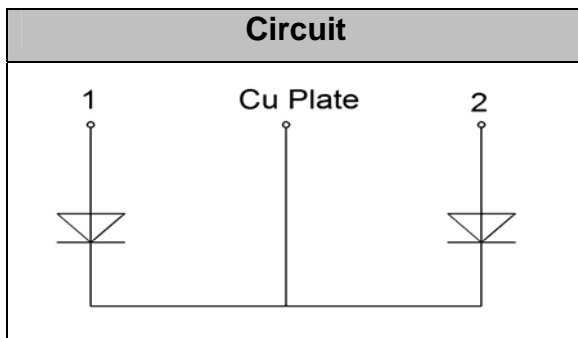


V_{RRM} 600V

I_{FAV} 200 A

Applications

- Inversion Welder
- Uninterruptible Power Supply (UPS)
- Plating Power Supply
- Ultrasonic Cleaner and Welder
- Power Factor Correction (PFC) Circuit
- Converter & Chopper



Features

- Soft Reverse Recovery Characteristics
- Ultrafast Reverse Recovery Time
- Low Reverse Recovery Loss
- Low Forward Voltage
- High Surge Current Capability
- Low Inductance Package

Maximum Ratings

Symbol	Conditions	Values	Units
V_R		600	V
V_{RRM}		600	V
$I_{F(AV)}$	$T_C=125^\circ\text{C}$, Per Diode	100	A
	$T_C=125^\circ\text{C}$, Per Module	200	A
$I_{F(RMS)}$	$T_C=125^\circ\text{C}$, Per Diode	141	A
I_{FSM}	1/2 Cycle, 50Hz, Sine	2100	A
	1/2 Cycle, 60Hz, Sine	2350	A
I^2t	$T_J=45^\circ\text{C}$, $t=10\text{ms}$, 50Hz, Sine	22000	A^2s
	$T_J=45^\circ\text{C}$, $t=8.3\text{ms}$, 60Hz, Sine	27600	A^2s
P_D		1400	W
T_J		-40 to +150	$^\circ\text{C}$
T_{STG}		-40 to +125	$^\circ\text{C}$
Torque	Recommended (M6)	3~4.7	N·m
Torque	Recommended (M6)	3~4.7	N·m
Weight		70	g

Thermal Characteristics

Symbol	Conditions	Values	Units
$R_{th(j-c)}$	Per diode	0.2	$^\circ\text{C/W}$
$R_{th(j-c)}$	Per module	0.1	$^\circ\text{C/W}$



Electrical Characteristics

Symbol	Conditions	Values			Units
		Min.	Typ.	Max.	
I_{RM}	$V_R=600V$	--	--	0.5	mA
	$V_R=600V, T_J=125^\circ C$	--	--	1	mA
V_F	$I_F=100A$	--	1.15		V
	$I_F=100A, T_J=125^\circ C$	--	1.0		V
t_{rr}	$I_F=1A, V_R=30V, di_F/dt=-200A/\mu s$	--	48	--	ns
t_{rr}	$V_R=300V, I_F=100A, di_F/dt=-200A/\mu s, T_J=25^\circ C$	--	105	--	ns
I_{RRM}		--	10	--	A
t_{rr}	$V_R=300V, I_F=100A, di_F/dt=-200A/\mu s, T_J=125^\circ C$	--	200	--	ns
I_{RRM}		--	18	--	A

Performance Curves

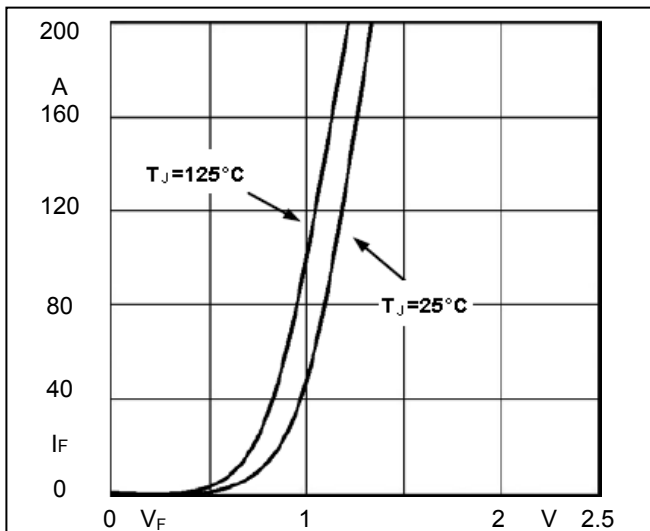


Fig1. Forward Voltage Drop vs Forward Current

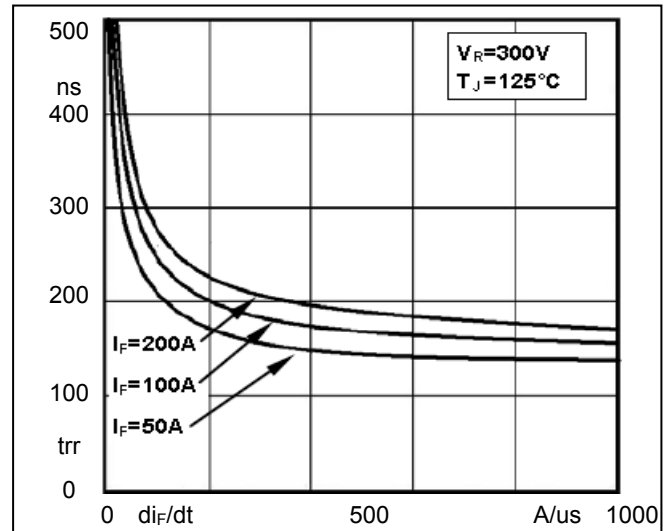


Fig2. Reverse Recovery Time vs di_F/dt

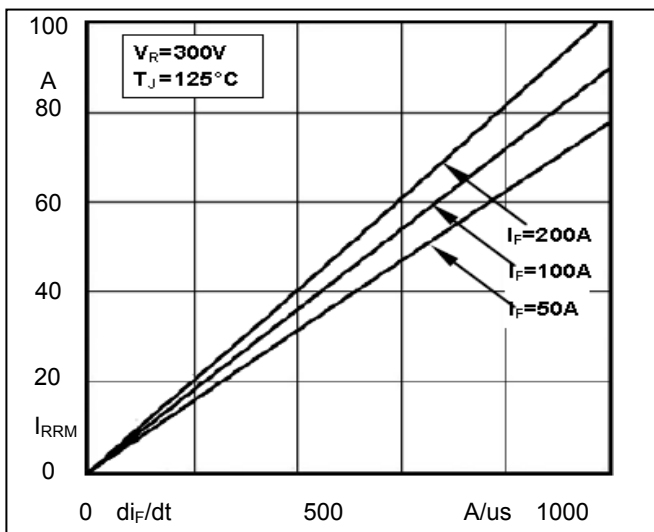


Fig3. Reverse Recovery Current vs di_F/dt

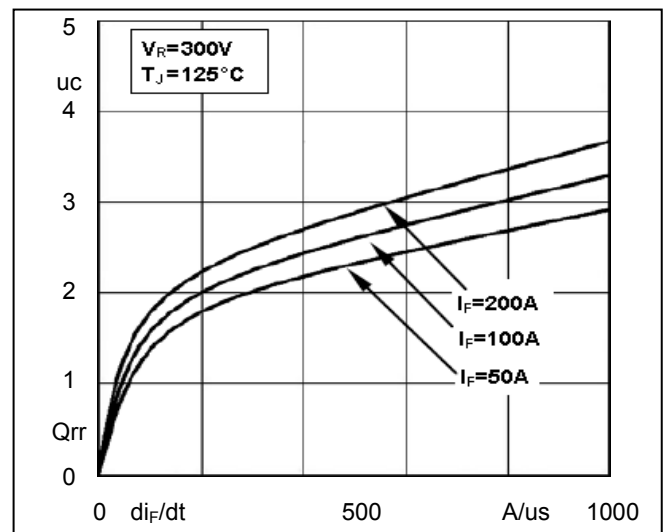


Fig4. Reverse Recovery Charge vs di_F/dt



Package Outline Information

